

MODEL NUMBER	HHI150-18-445TBB		
HORSEPOWER	150		
RPM / POLES	1800 / 4		
VOLTAGE / PHASE	460 V / 3		
FRAME	445T		
ENCLOSURE / DEGREE OF PROTECTION	TEFC / IP55		
FREQUENCY	60 HZ		
FULL LOAD SPEED	1785 RPM		
SERVICE FACTOR	1.15 SF at 40° C / 1.0 SF at 65° C		
INSULATION CLASS	F Class N Varnish		
FULL LOAD AMPS; 460	163.8 A		
LOCKED ROTOR CURRENT (% Full Load)	700 %		
NEMA CODE LETTER	G		
EFFICIENCY / POWER FACTOR	<u>LOAD</u>	<u>EFF.</u>	<u>P.F.</u>
	100 %	95.8 %	88.0 %
	75 %	95.9 %	86.2 %
	50 %	95.0 %	80.6 %
DUTY CYCLE	S1 / Continuous		
TORQUE	<u>FULL LOAD</u>	<u>LRT</u>	<u>BDT</u>
	434.2 lb.ft.	140 %	220 %
NEMA DESIGN	B		
MOMENT OF INERTIA	<u>LOAD (Max.)</u>	<u>MOTOR</u>	
	1855.724 lb.ft. ²	67.430 lb.ft. ²	
SOUND PRESSURE LEVEL (No Load 1 M From Motor)	83 dB(A)		
NUMBER OF STARTS (Hot / Cold)	2 Hot / 3 Cold		
MAX. AMBIENT TEMPERATURE	40° C at 1.15 SF / 65° C at 1.0 SF		
MAX. ELEVATION	3300 Ft. Above Sea Level		
TEMPERATURE RISE (At Full Load)	80° C		
DRIVE-END BEARING	6318C3		
OPPOSITE DRIVE-END BEARING	6316C3		
GREASE TYPE	Mobil Polyrex EM		
MOUNTING	F1 (F2 Suitable), W6, W8, B3, V5, V6		
ROTATION	Bi-Directional		
APPROXIMATE WEIGHT	1700 lbs.		
AREA CLASSIFICATION	Class I, Division 2, Groups A, B, C, D		
INVERTER RATING	10:1 CT / 20:1 VT - Meets NEMA MG1 Part 31		
SPECIFICATION - In Accordance With	NEMA, CSA		



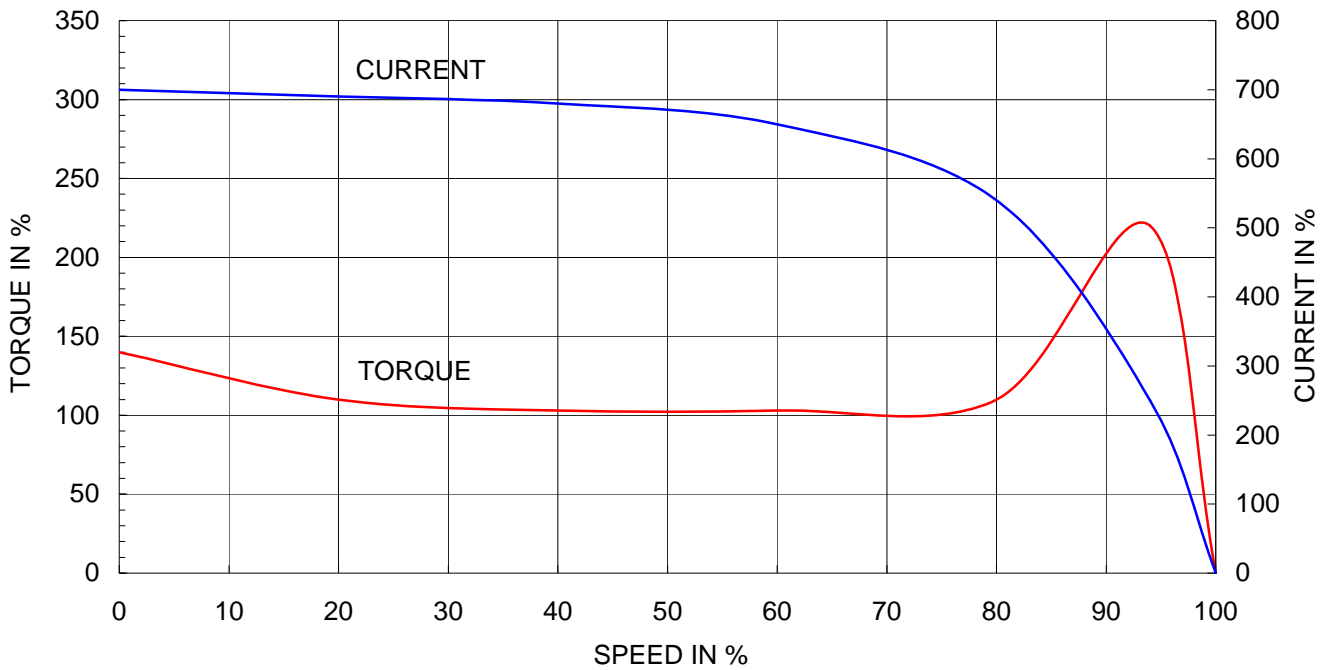
CC 038A



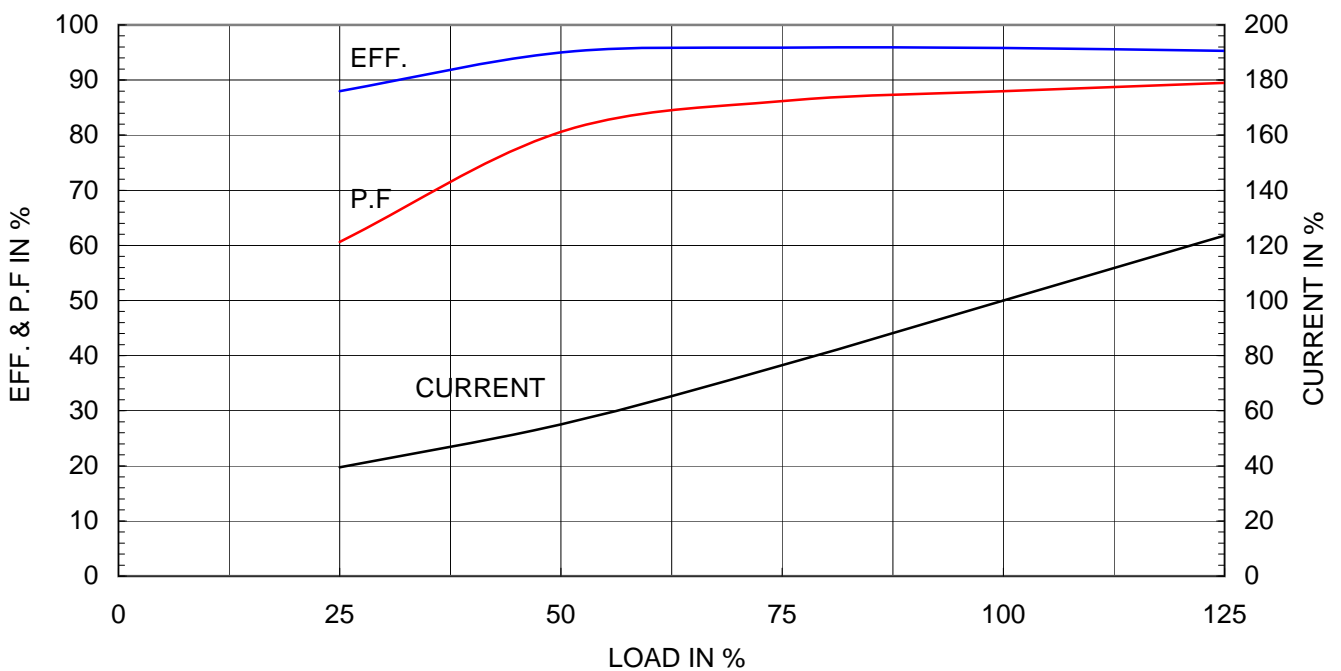
Type	:	PLP
Full Load Torque	:	434.2 lb.ft
Motor moment of Inertia (J)	:	67.430 lb.ft ²
Load moment of Inertia (J)	:	1855.724 lb.ft ²

110 kW	150 HP	60 Hz	
4 P	Rated Speed	: 1785 RPM	
Rated Voltage	575V	460V	230V
Full Load Current	131.0A	163.8A	327.5A

SPEED VS TORQUE & CURRENT CURVE



OUTPUT VS EFF., P.F & CURRENT CURVE



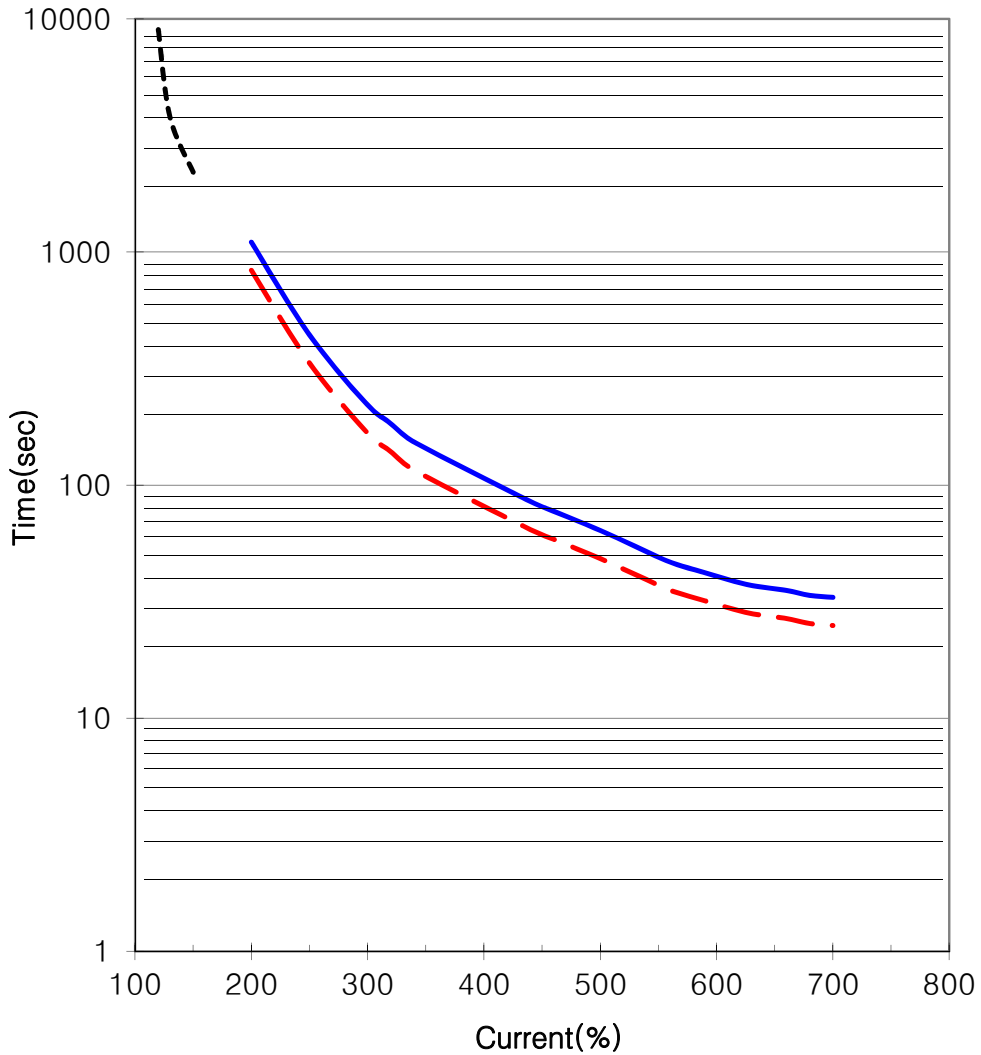


THERMAL LIMIT & TIME CURRENT CURVE

CURVE NO.

T-PLP150-18-445TBB

Type :	PLP150-18-445T	150	HP	4	P	60	Hz
FULL LOAD TORQUE :	434.2	lb.ft	RATED SPEED :		1785 rpm		
J OF LOAD :	-	lb.ft ²	VOLTAGE		460 V	575 V	
J OF MOTOR :	67.4	lb.ft ²	RATED CURRENT		163.8A	131.0A	



— THERMAL LIMIT CURVE AT COLD CONDITION
 - - THERMAL LIMIT CURVE AT HOT CONDITION

STARTING TIME	SAFE STALL TIME
- at rated voltage starting	25 sec. at Hot condition
- at 80% of rated voltage starting	33 sec. at Cold condition

