

MODEL NUMBER	HHI3-18-182TC		
HORSEPOWER	3		
RPM / POLES	1800 / 4		
VOLTAGE / PHASE	230 / 460 V / 3		
FRAME	182TC		
ENCLOSURE / DEGREE OF PROTECTION	TEFC / IP55		
FREQUENCY	60 HZ		
FULL LOAD SPEED	1760 RPM		
SERVICE FACTOR	1.15 SF at 40° C / 1.0 SF at 65° C		
INSULATION CLASS	F Class N Varnish		
FULL LOAD AMPS; 230 / 460	7.8 / 3.9 A Usable On 208 V At 8.6 A		
LOCKED ROTOR CURRENT (% Full Load)	770 / 770 %		
NEMA CODE LETTER	J		
EFFICIENCY / POWER FACTOR	<u>LOAD</u>	<u>EFF.</u>	<u>P.F.</u>
	100 %	89.5 %	79.0 %
	75 %	89.6 %	74.5 %
	50 %	88.0 %	65.0 %
DUTY CYCLE	S1 / Continuous		
TORQUE	<u>FULL LOAD</u>	<u>LRT</u>	<u>BDT</u>
	8.8 lb.ft.	220 %	280 %
NEMA DESIGN	B		
MOMENT OF INERTIA	<u>LOAD (Max.)</u>	<u>MOTOR</u>	
	59.326 lb.ft. <sup>2</sup>	0.190 lb.ft. <sup>2</sup>	
SOUND PRESSURE LEVEL ( No Load 1 M From Motor)	72 dB(A)		
NUMBER OF STARTS (Hot / Cold)	2 Hot / 3 Cold		
MAX. AMBIENT TEMPERATURE	40° C at 1.15 SF / 65° C at 1.0 SF		
MAX. ELEVATION	3300 Ft. Above Sea Level		
TEMPERATURE RISE (At Full Load)	80° C		
DRIVE-END BEARING	6206ZCC3		
OPPOSITE DRIVE-END BEARING	6206ZCC3		
GREASE TYPE	Mobil Polyrex EM		
MOUNTING	F1 (F2 Suitable), W6, W8, B3, V5, V6		
ROTATION	Bi-Directional		
APPROXIMATE WEIGHT	90 lbs.		
AREA CLASSIFICATION	Class I, Division 2, Groups A, B, C, D		
INVERTER RATING	10:1 CT / 20:1 VT		
SPECIFICATION - In Accordance With	NEMA, CSA		



CC 038A





# TEFC

**THREE PHASE INDUCTION MOTOR**

**TYPE**

KP,IP

CAST IRON FRAME

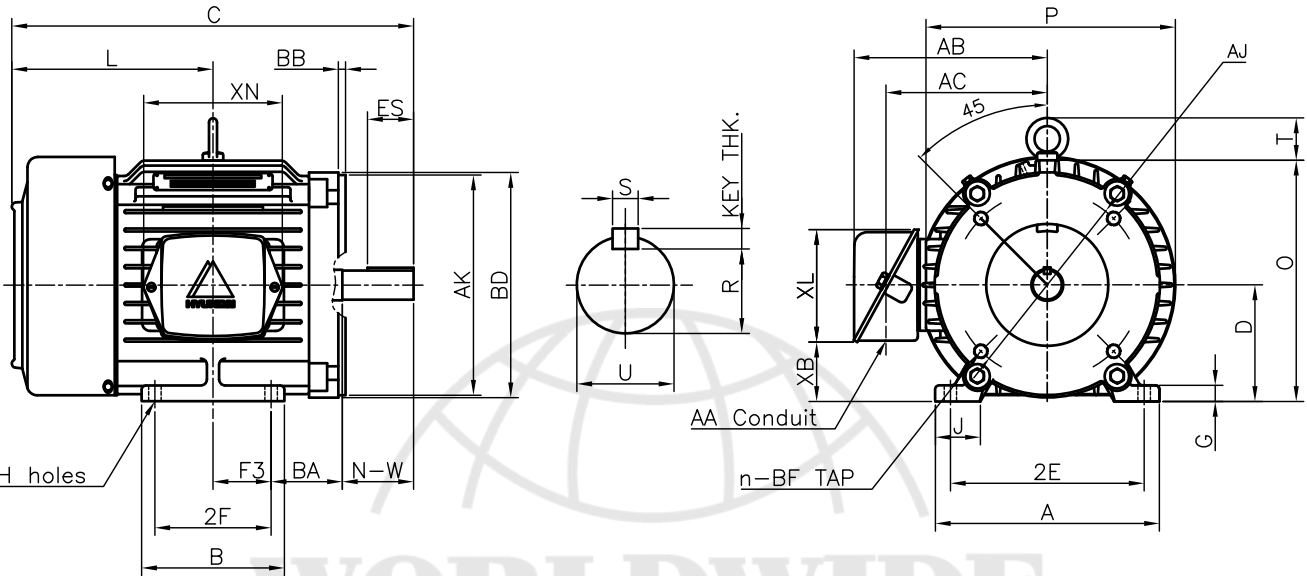
FRAME SIZE

OUTPUT(HP)

POLES

Hz

TIME RATING



## DIMENSIONS

FLANGE						MOUNTING								
AJ	AK	BD	BB	BF	n	A	B	2E	2F	-	F3	G	J	H
7.250	8.50	8.70	0.25	1/2-13	4	8.66	6.54	7.50	4.50	-	2.75	0.62	1.74	0.41

CONDUIT BOX						OVERALL							APPROX. WGT.(LB)
AA	AB	AC	XB	XL	XN	BA	C	D	L	O	P	T	
0.75	7.47	6.23	3.03	4.35	5.35	2.75	15.52	4.50	7.78	9.32	9.64	1.63	90

SHAFT					KEY THK.	BEARING	
U	N-W	KEYWAY				DRIVE END	OPP. DRIVE END
		R	ES	S			
1.125	2.75	0.986	1.78	0.250	0.250	6206ZZC3	6206ZZC3

**NOTE**

- 1.Dimension "D" tolerance : +0.00inch - 0.03inch
- 2.Dimension "U" tolerance : +0.000inch - 0.0005inch
- 3.Dimension "R" tolerance : +0.000inch - 0.015inch

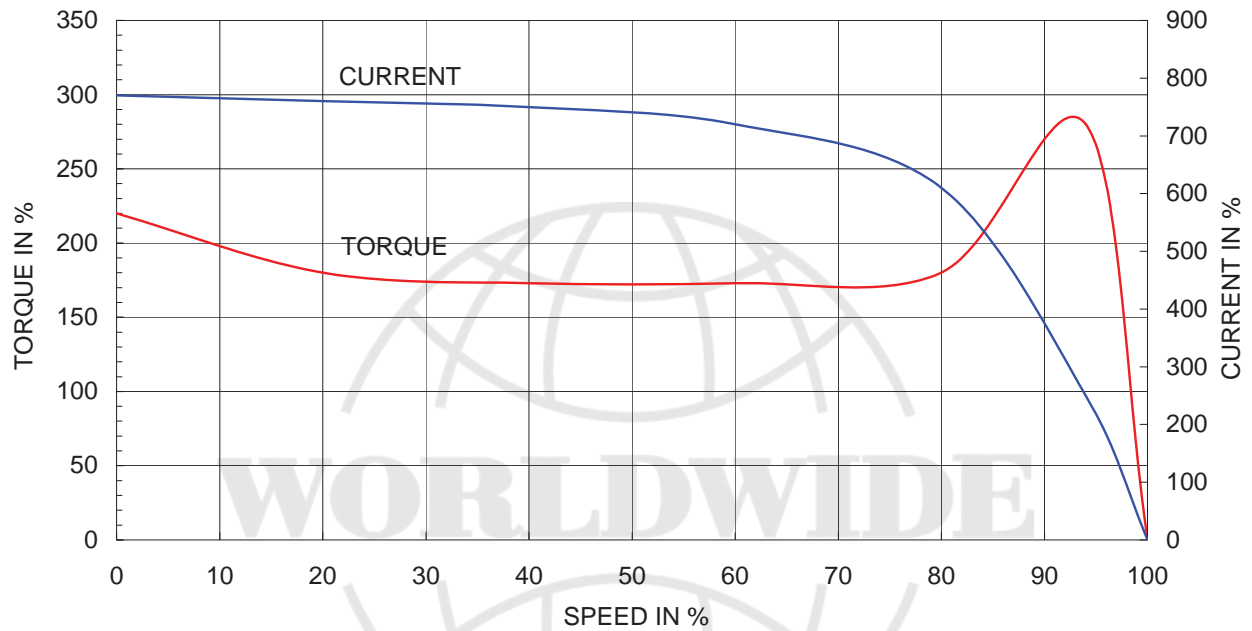
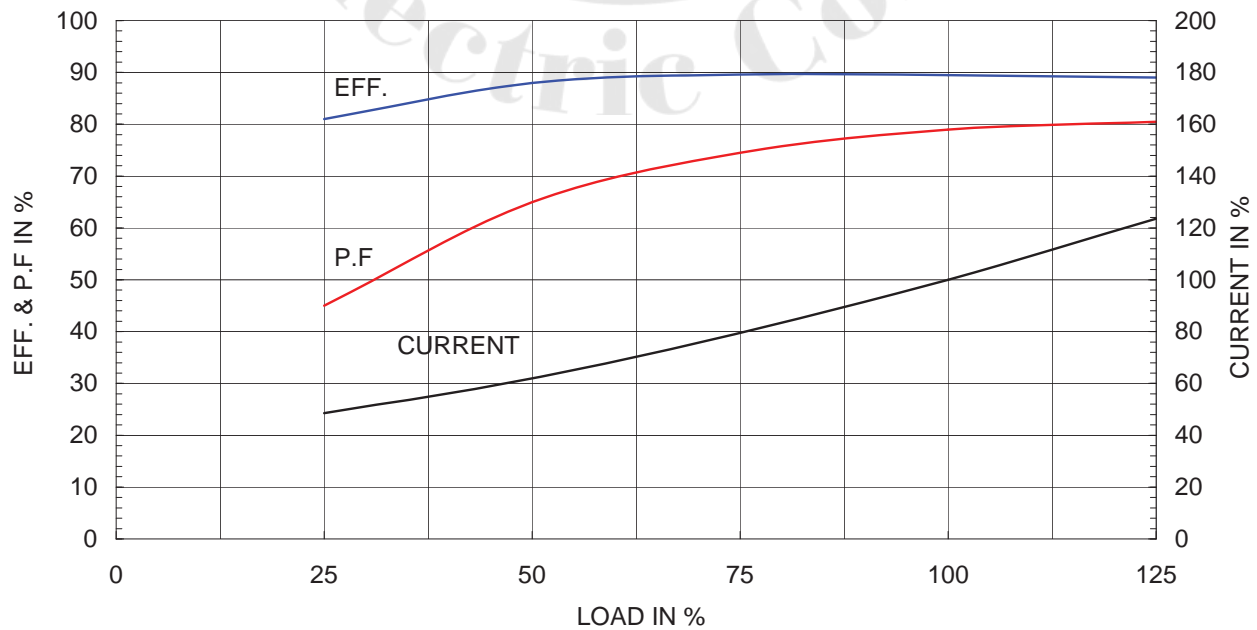
APPD BY	J.H.KIM	UNIT	INCH	SUBJECT	NEMA 182TC(KIT)	CAD PROJ	FILE	
CHKD BY	N.D.LEE	SCALE	1/8			SCALE-NEMA\A1303AA		
CHKD BY	K.S.LEE	PROJEC'N	3rd Angle	TITLE				OUTLINE
DSND BY	S.W.SEO	DATE	2010.12.20					



REF. NO	350A1303AA	Sheet No.	of
DWG NO	350A1303AA	Revision No.	0

Type	: PKP
Full Load Torque	: 8.8 lb.ft
Motor moment of Inertia (J)	: 0.190 lb.ft <sup>2</sup>
Load moment of Inertia (J)	: 59.326 lb.ft <sup>2</sup>

2.2 kW	3 HP	60 Hz
4 P	Rated Speed : 1760 RPM	
Rated Voltage	575V	460V
Full Load Current	3.1A	3.9A

**SPEED VS TORQUE & CURRENT CURVE**

**OUTPUT VS EFF., P.F & CURRENT CURVE**


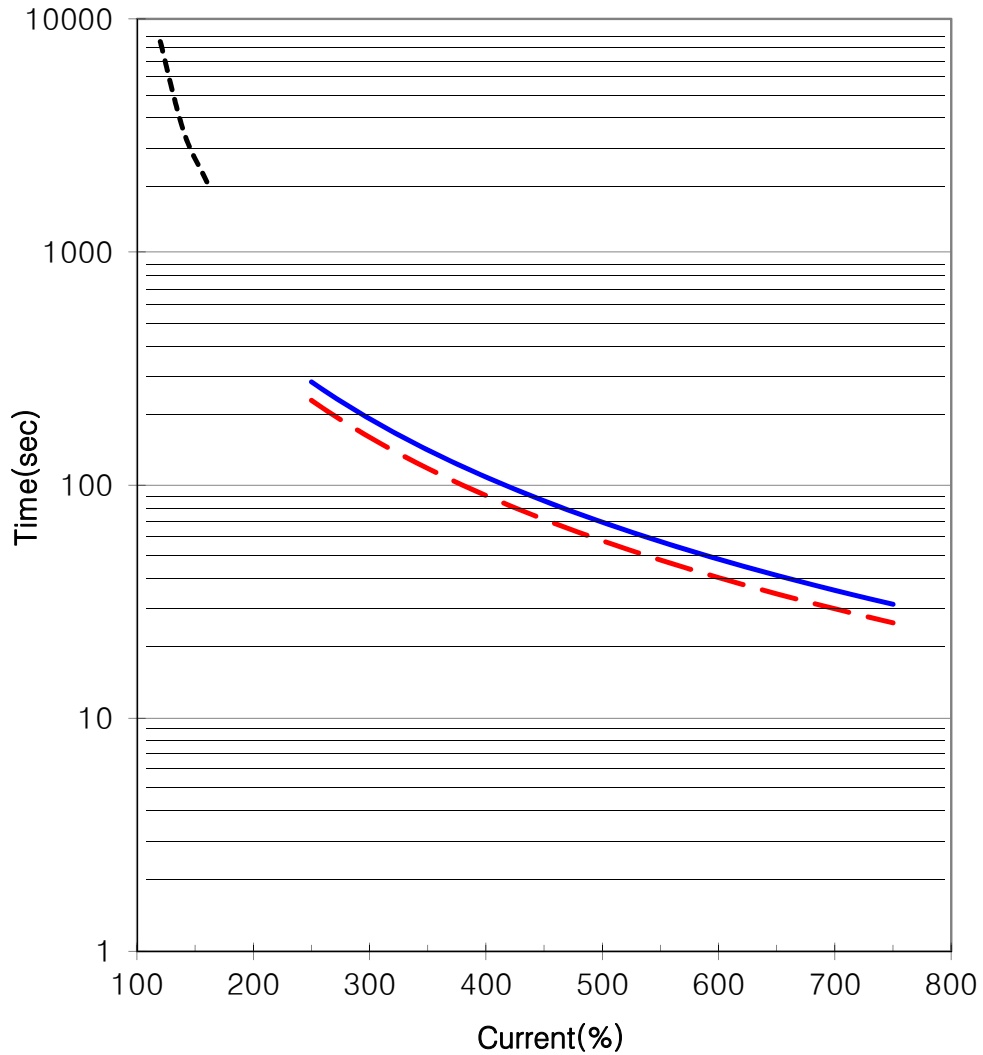


### THERMAL LIMIT & TIME CURRENT CURVE

CURVE NO.

T-PKP3-18-182TC

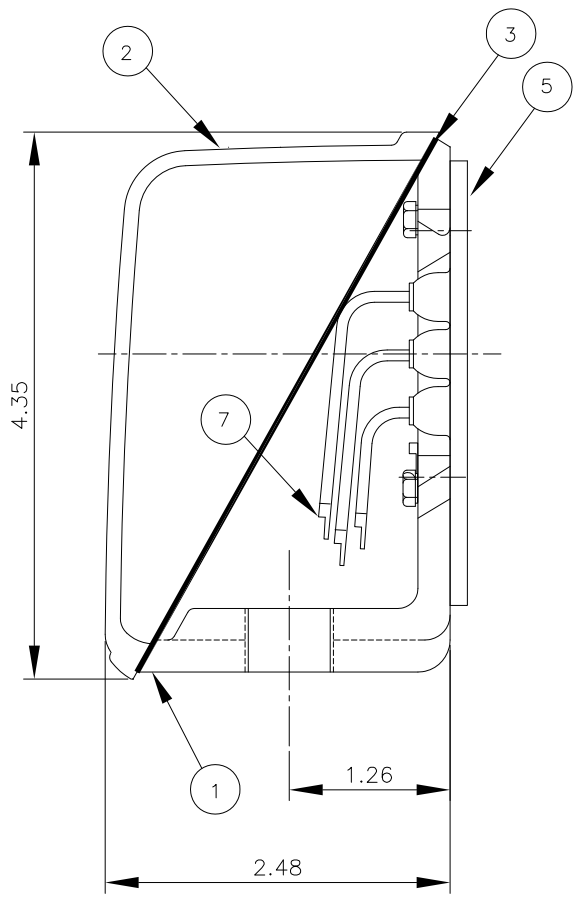
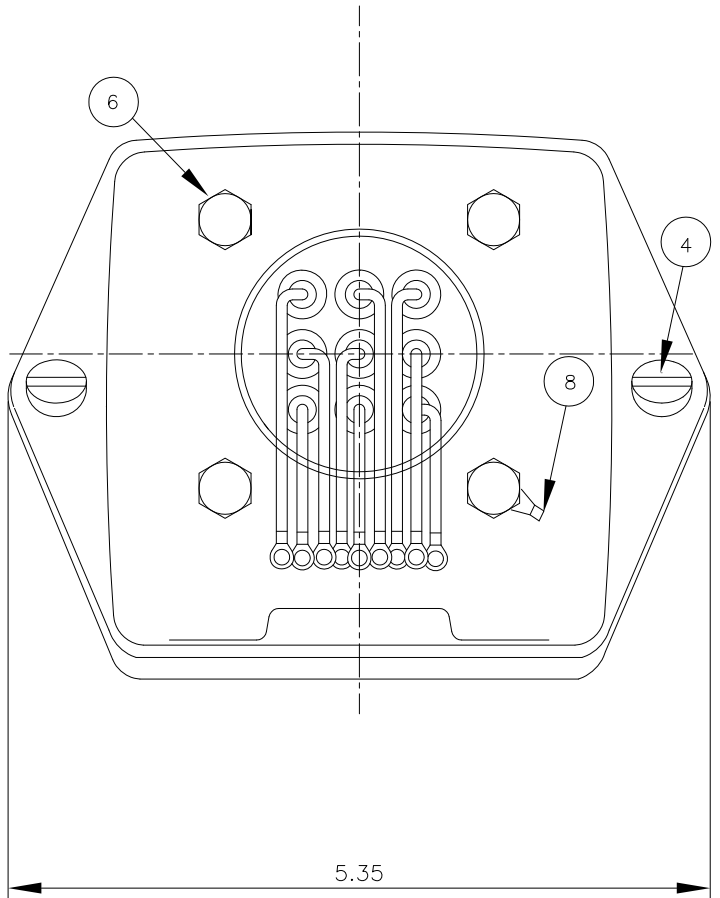
Type :	PKP3-18-182T	3	HP	4	P	60	Hz
FULL LOAD TORQUE :	8.8	lb.ft	RATED SPEED :		1760 rpm		
J OF LOAD :	-	lb.ft <sup>2</sup>	VOLTAGE		460 V	575 V	
J OF MOTOR :	0.2	lb.ft <sup>2</sup>	RATED CURRENT		3.9A	3.1A	



— THERMAL LIMIT CURVE AT COLD CONDITION  
- - THERMAL LIMIT CURVE AT HOT CONDITION

STARTING TIME	SAFE STALL TIME
- at rated voltage starting	25 sec. at Hot condition
- at 80% of rated voltage starting	30 sec. at Cold condition

THIS DRAWING IS PROPRIETARY TO HHI. NO PART OF THIS DRAWING MAYBE REPRODUCED WITHOUT THE PERMISSION OF HHI.



PT	DESCRIPTION	MATERIAL	DIMENSION	Q,TY
1	CONDUIT BOX	FC15		1
2	C/B COVER	FC15		1
3	GASKET(COVER)	EPDM	T1.5X137X122	1
4	SCREW(COVER)	S45C	M5XL20	2
5	GASKET(C/B)	EPDM		1
6	SCREW(C/B)	S45C	M6XL20	4
7	TERMINAL LUG	CU	T0.8	
8	TERMINAL GROUND	CU	T1.2	1

REV	DATE	CONTENTS	REVD BY	CHKD BY	CHKD BY	APPD BY
1						
2						
3						
4						

Q'TY	DESCRIPTION	MATERIAL	DIMENSION	WEIGHT	PART NO.	REMARK	NO.
APPD BY	KIM JIN HONG	UNIT	INCH	SUBJECT	NEMA 180, 210	CAD PROJ	FILE
CHKD BY	KIM YU SUNG	SCALE	1/2	TITLE			
CHKD BY	GO SECK HAN	PROJEC'N	3 2차 (3rd Angle)	CONDUIT BOX & COVER ASS'Y			
DSND BY	LEE KWANG SOO	DATE	94.12.15	REF. NO	B8003CB	Sheet No.	of
				DWG NO	227B8003CB	Revision No.	0